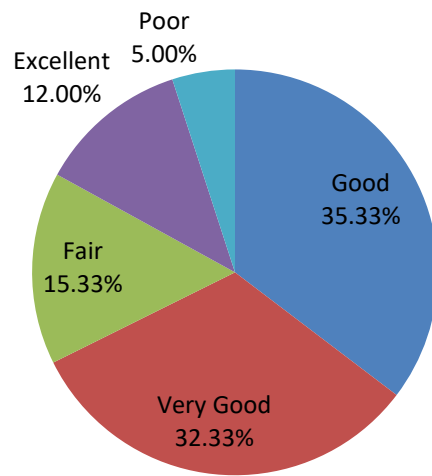


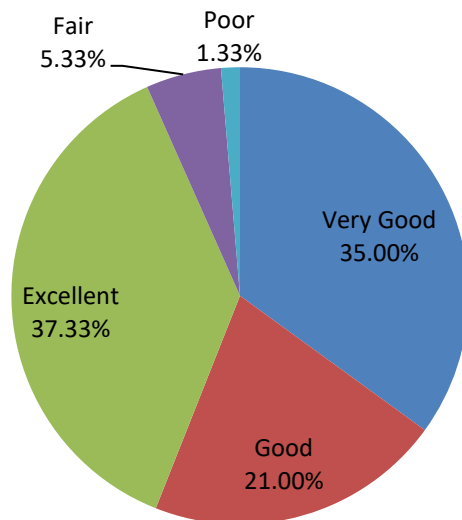
Annexure 1.4.2

Student Feedback Analysis

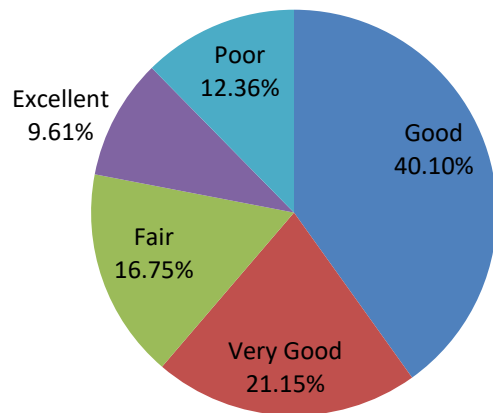
Availability of Books in the Library throughout the Year



Seating Capacity of the Library



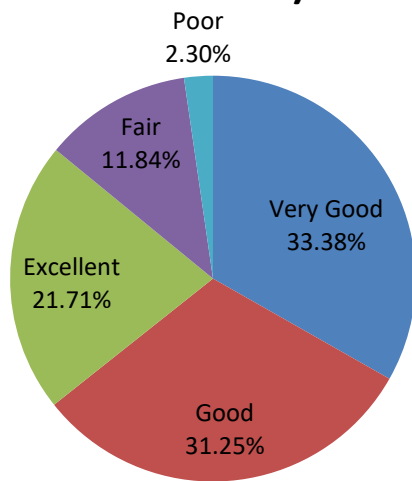
Accessibility to e-resources that are available in the library



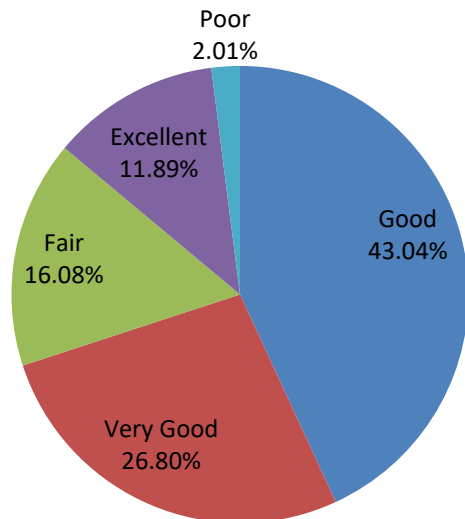
Support and Assistance provided by the Library Staff



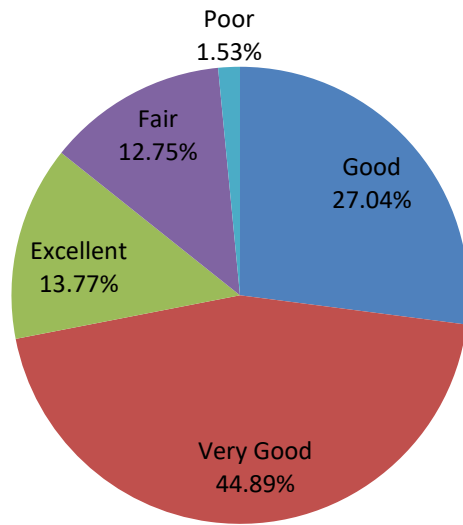
Library's Lending Services (Issuing and Return of Books)



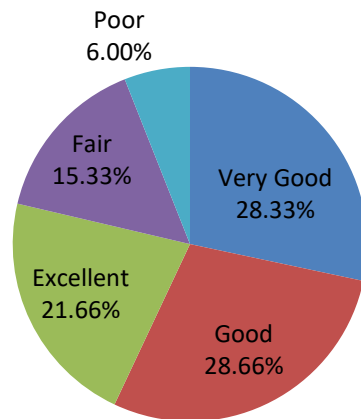
Condition of the books received



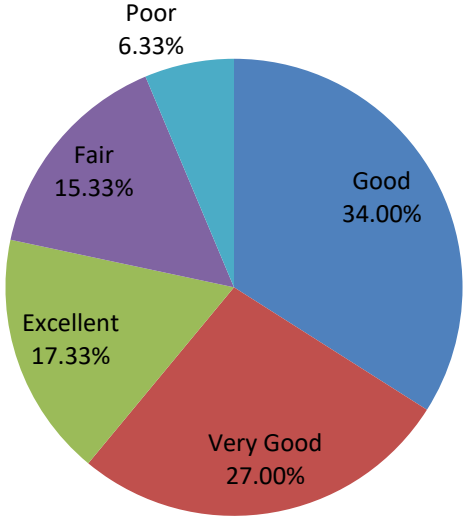
Overall Quality of Library



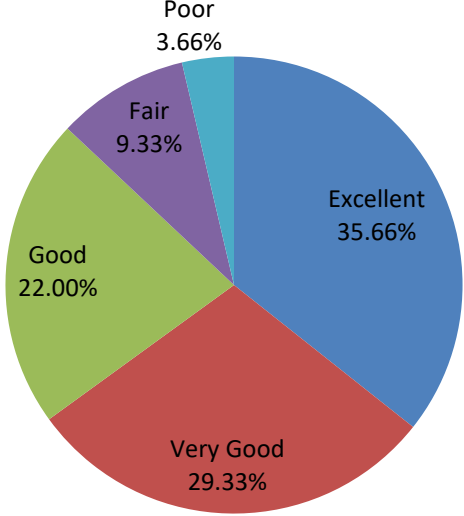
Use of Appropriate Teaching Aids (Presentations, Demonstration, Tutorials) in the Classroom



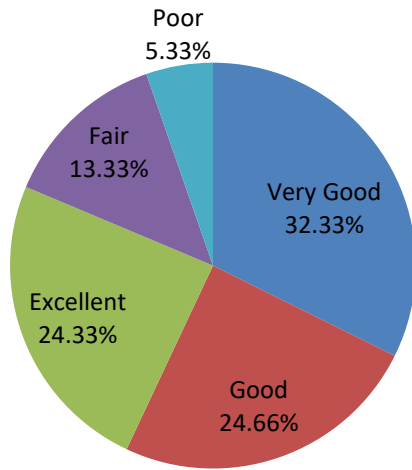
Choice of Papers and Curriculum



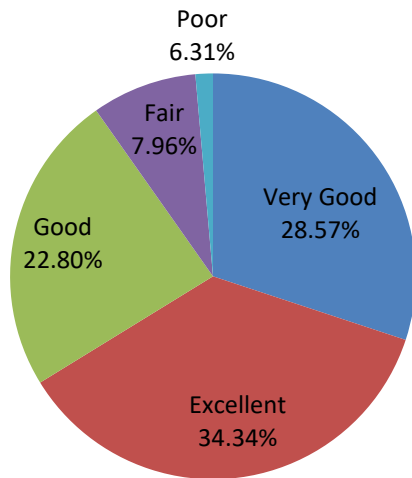
Regularity and Punctuality of Classes



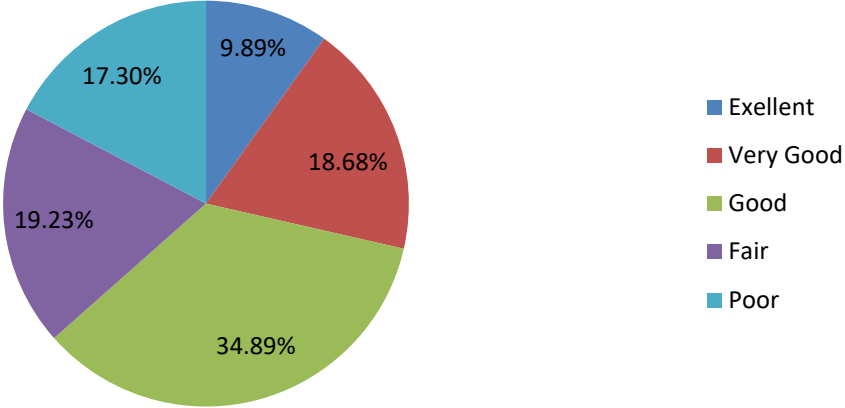
Evaluation/Assessment Mechanism adopted by Teachers



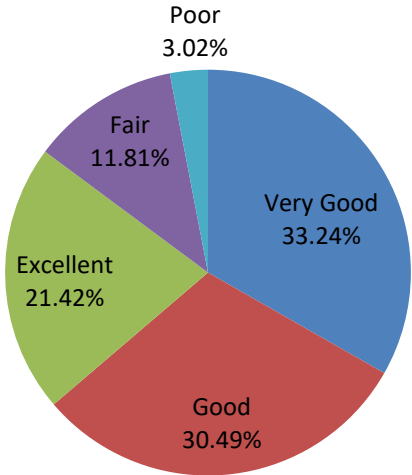
Support and Guidance provided by the Teachers



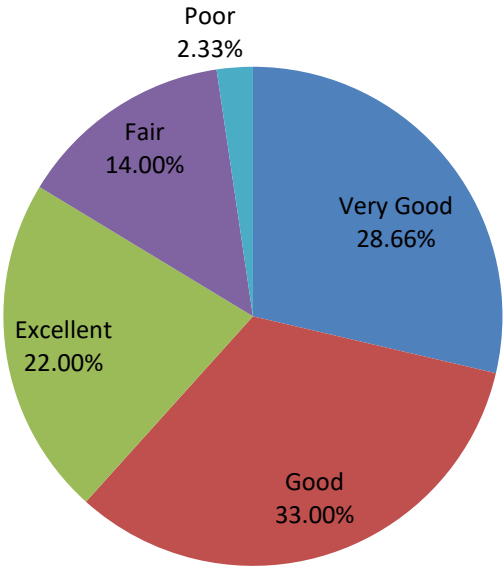
In the Absence of Regular Classes (During Pandemic) Use of Alternative Teaching



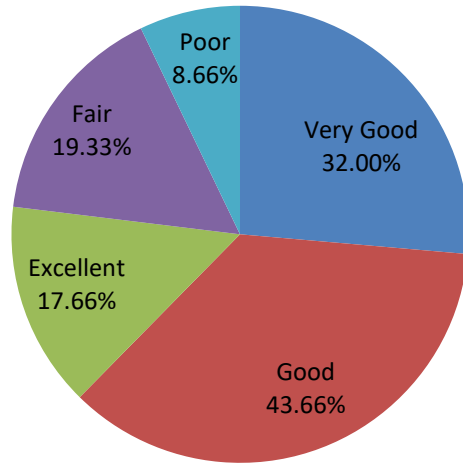
Based on Teaching, knowledge acquired by you



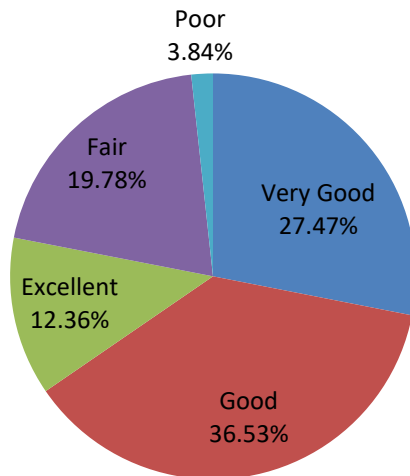
Overall Learning Experience



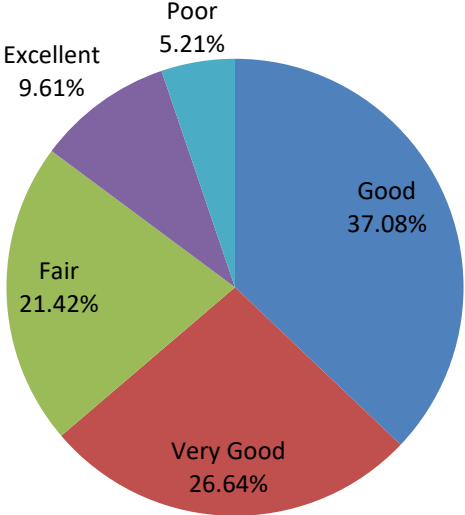
Accessibility to Computer Laboratories



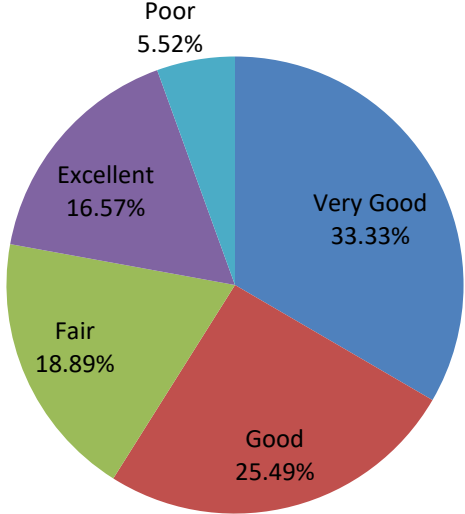
Number of Computer Systems available in the Laboratories



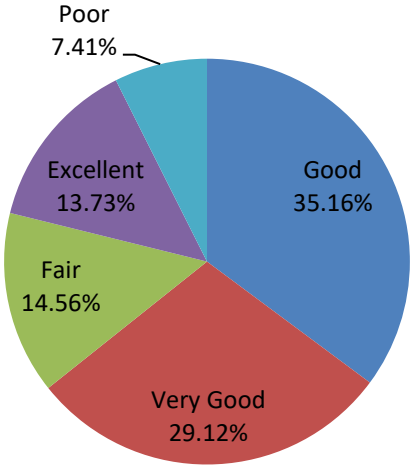
Quality of Installed Softwares and Programs



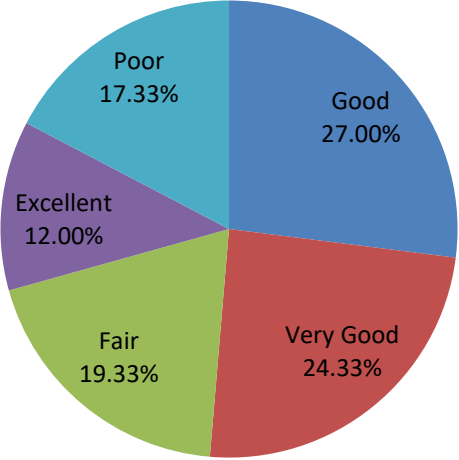
Internet Connectivity in the College



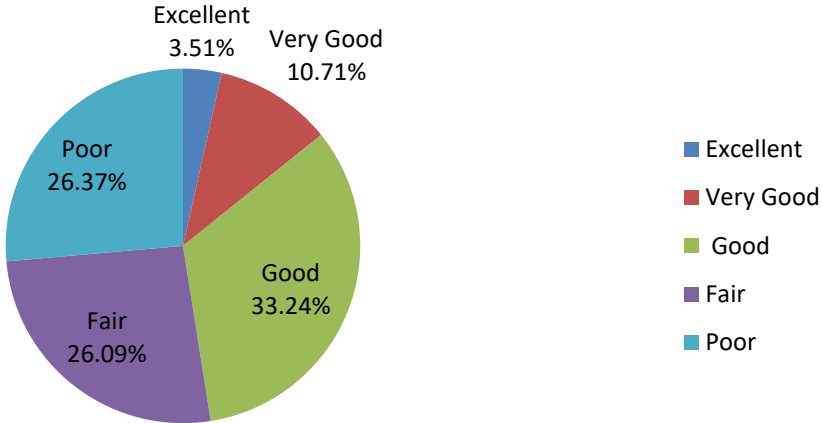
Support and Assistance provided by the Laboratory Staff



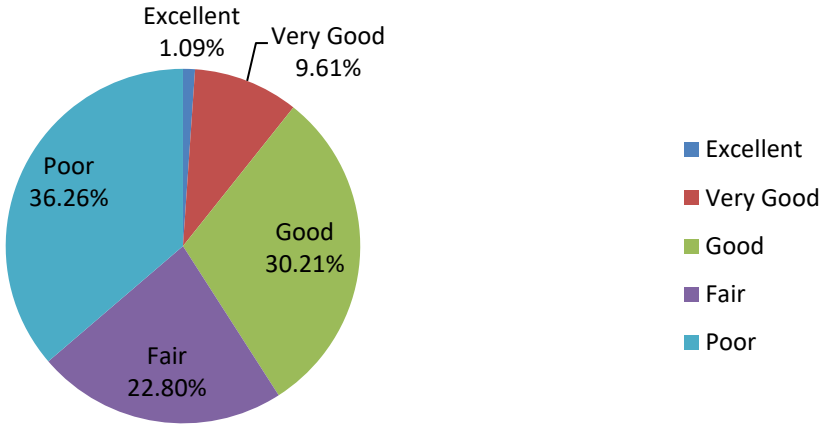
Overall Quality of Computer Laboratories



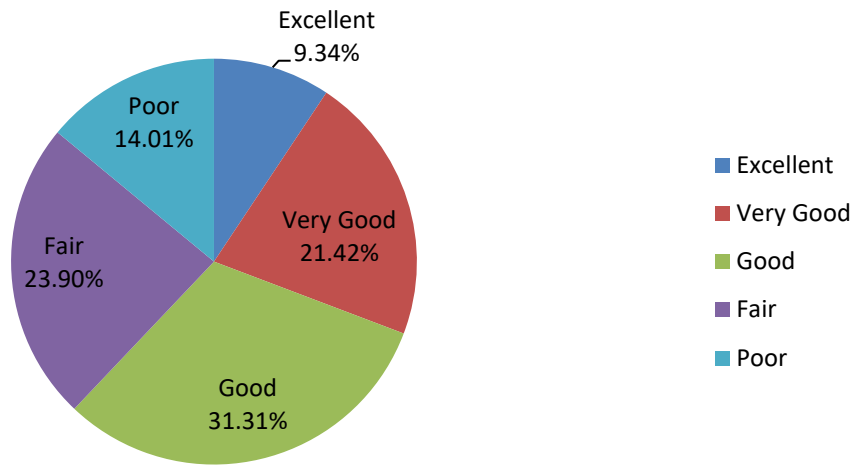
4.1 Number and variety of food items in the canteen menu



4.2 Availability of Safe and Nutritious Food Items

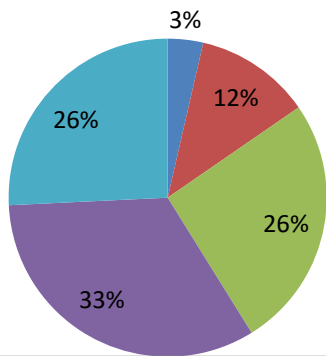


4.3 Pricing of Food items in the Canteen



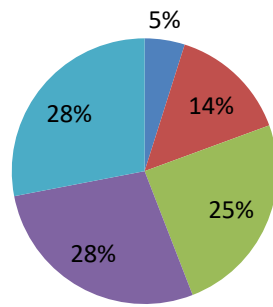
4.4 Quality of the Food Available in the Canteen

■ EXCELLENT ■ VERY GOOD ■ GOOD ■ FAIR ■ POOR

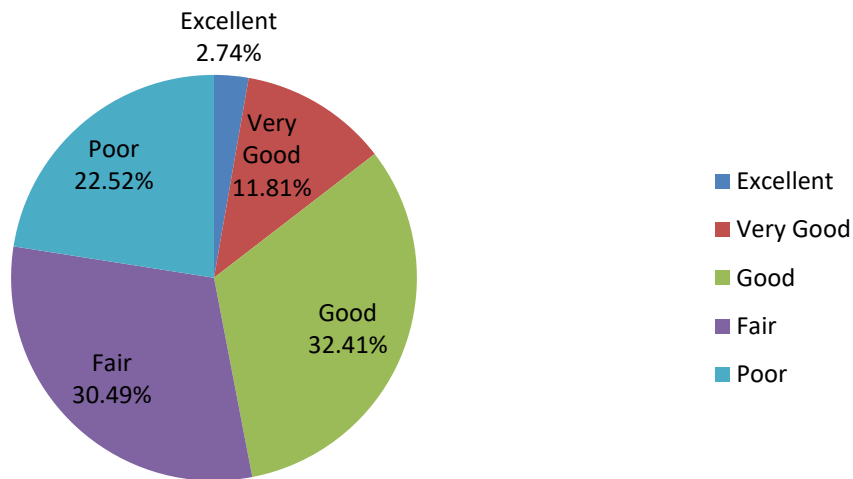


4.5 Maintenance of cleanliness and hygiene in the canteen and availability of dustbins

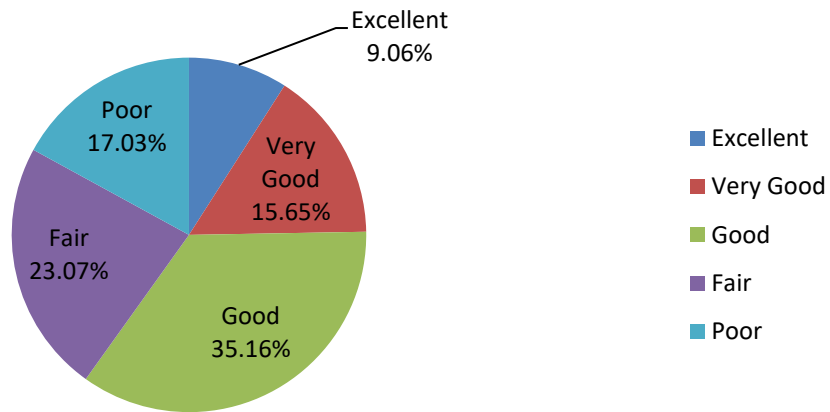
■ EXCELLENT ■ VERY GOOD ■ GOOD ■ FAIR ■ POOR



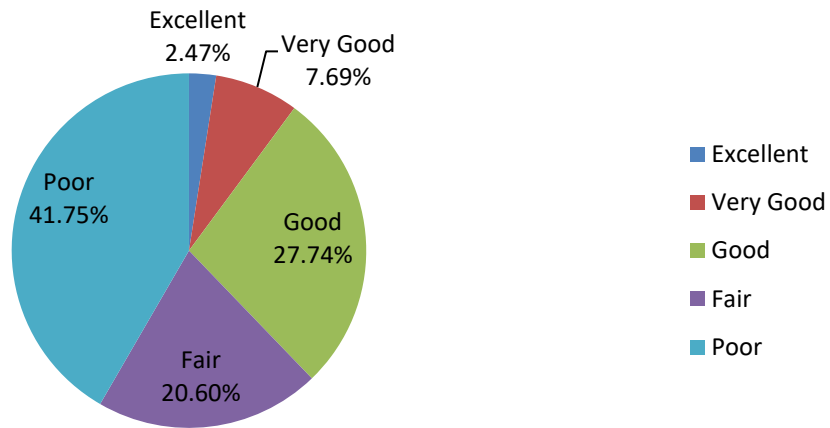
4.6 Overall quality of the college canteen



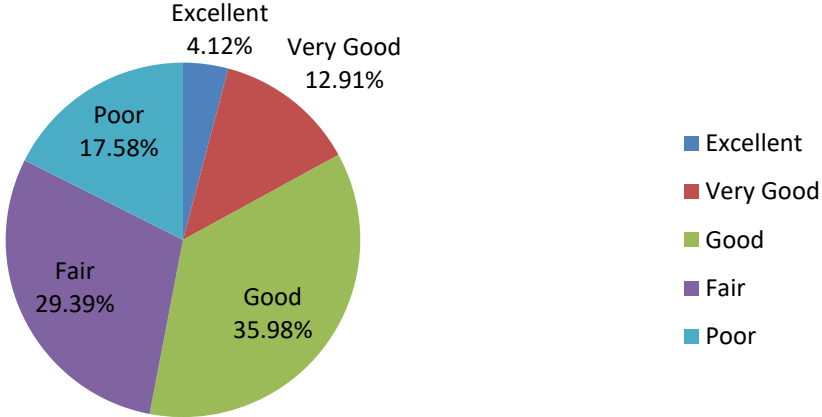
5.1 Availability and Accessibility of clean drinking water



5.2 Cleanliness and Availability of Water in the Washroom

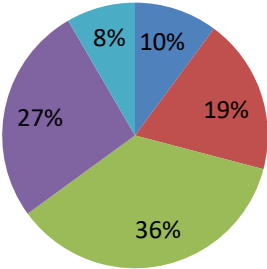


5.3 Availability and Accessibility of Medical Facilities



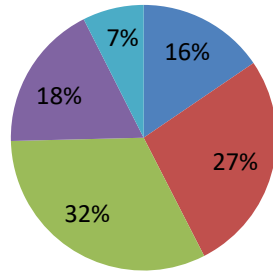
5.4 Availability and Accessibility of Sports and Fitness Facilities

■ EXCELLENT ■ VERY GOOD ■ GOOD ■ FAIR ■ POOR

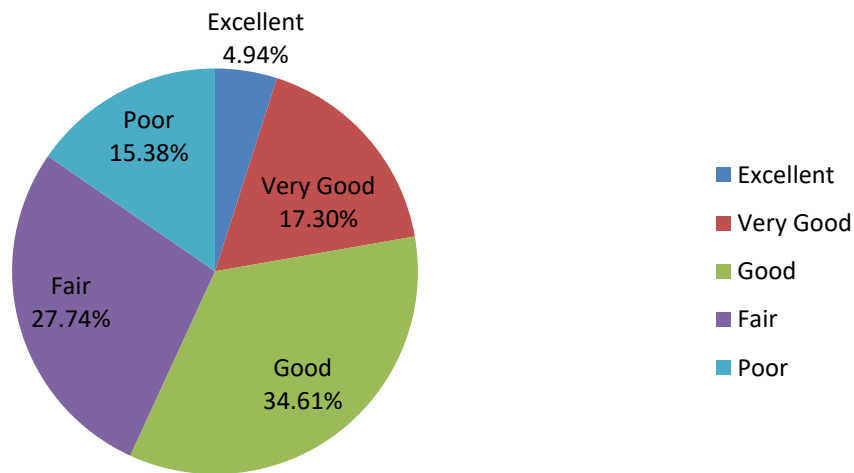


5.5 Availability of Separate Dustbins for bio-degradable and non-biodegradable waste

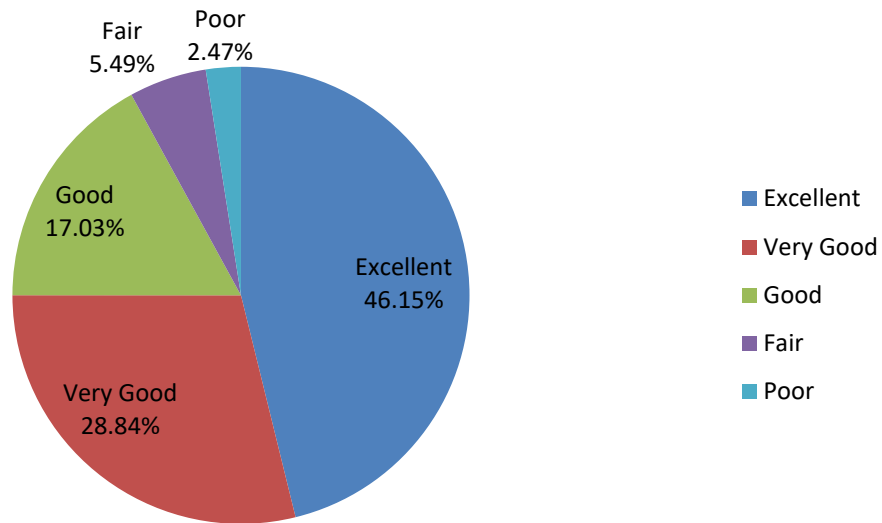
■ EXCELLENT ■ VERY GOOD ■ GOOD ■ FAIR ■ POOR



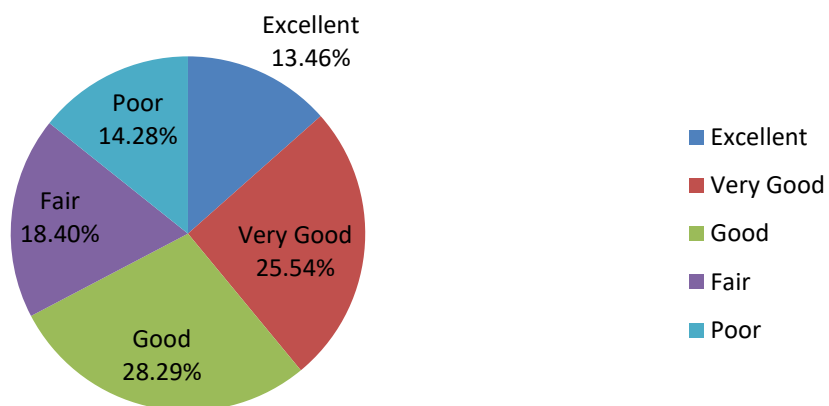
5.6 Overall quality of Basic Amenities provided by the college



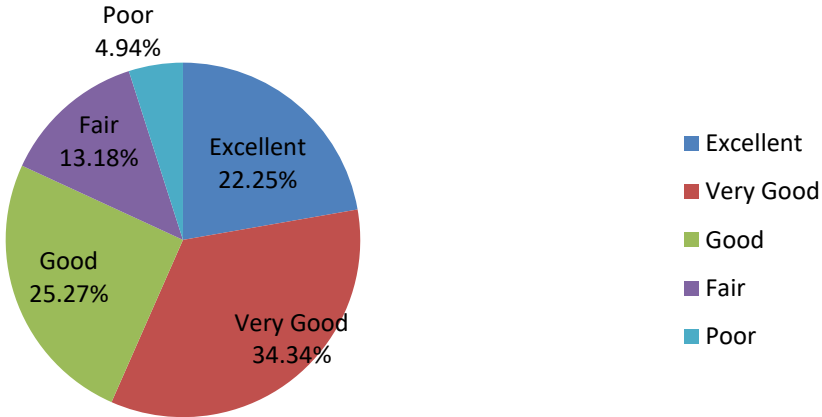
6.1 Maintenance of College Lawns/Gardens



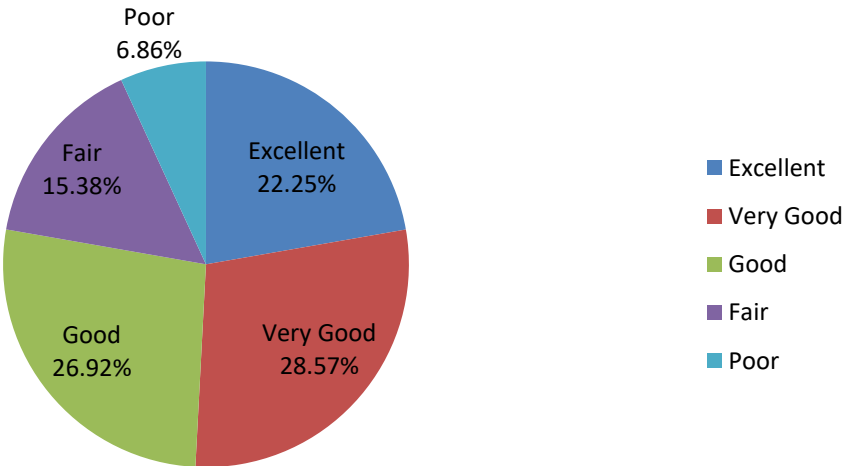
6.2 Availability and Quality of Auditoriums for conducting conferences/seminars and other functions



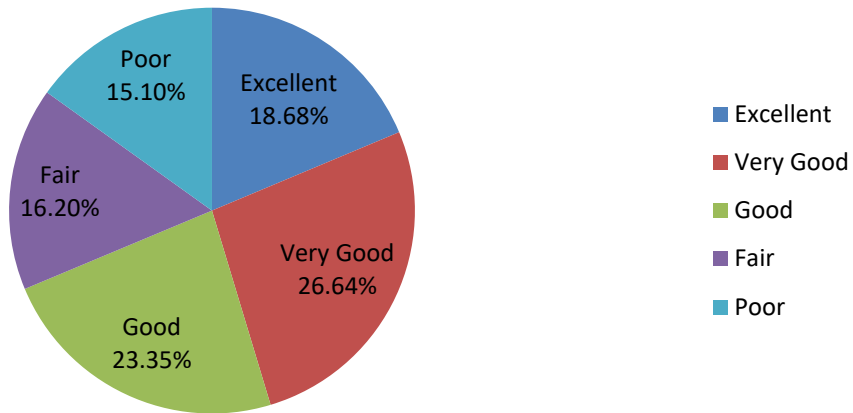
6.3 Maintenance of Safety and Security in the College Campus



6.4 Maintenance of Discipline in the Campus

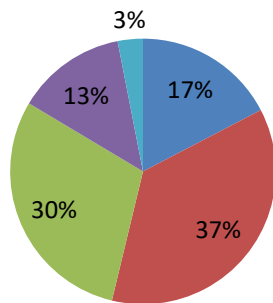


6.5 Encouragement of Students to Freely express their ideas and views



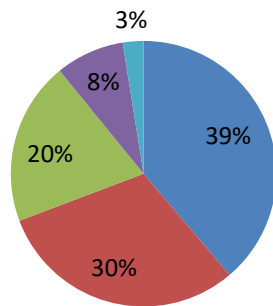
6.6 General Maintenance and environment of the campus

■ EXCELLENT ■ VERY GOOD ■ GOOD ■ FAIR ■ POOR

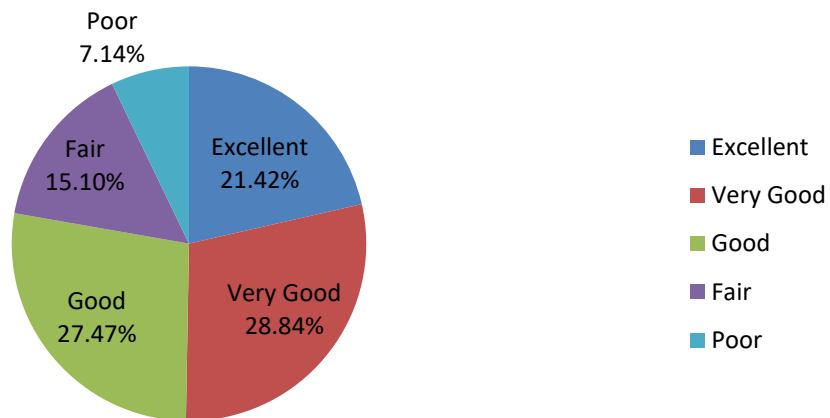


6.7 Functioning of Anti-Ragging and Sexual-Harassment Committee of the College

■ EXCELLENT ■ VERY GOOD ■ GOOD ■ FAIR ■ POOR

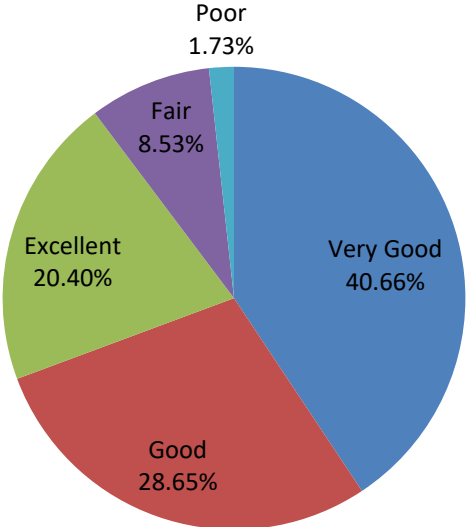


6.8 Overall Quality of the College Campus and Infrastructure

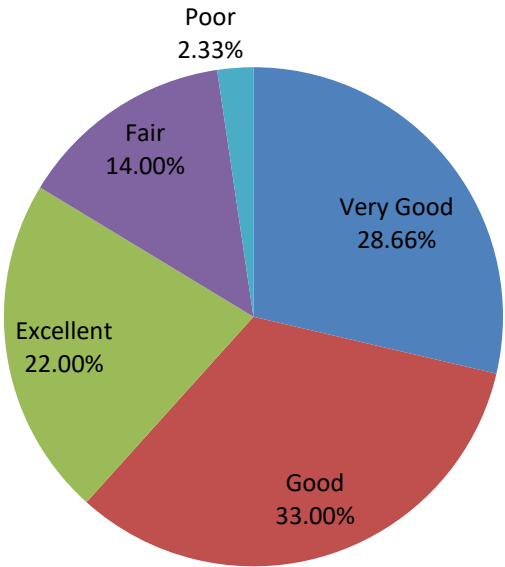


Comparison of Student Feedback Analysis between 2018-19 and 2019-20

Overall Teaching-Learning Experience 2018-2019



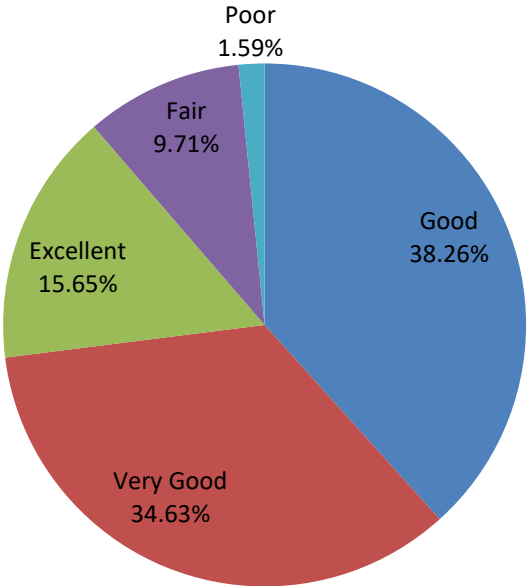
Overall Learning Experience 2019-2020



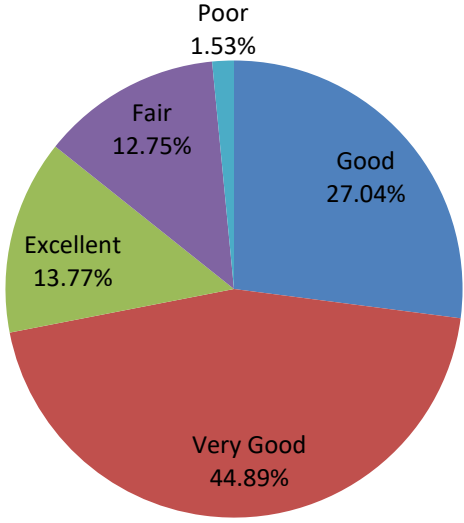
5 Point Rating Scale	2018-2019	2019-2020
Excellent	20.40%	22.00%
Very Good	40.66%	28.66%
Good	28.65%	33.00%
Fair	8.53%	14.00%
Poor	1.73%	2.33%

Students and teachers synergistically contribute to and influence the teaching-learning environment of an institution. The teaching-learning environment influences the reputation/ brand positioning of an institution and hence is critical to attracting and retaining students. Changing student profiles and employability requirements necessitate that an academic institution is thoroughly committed, responsive and sensitive to quality enhancement in this area. Feedback was therefore obtained from students to understand their opinion related to teaching/ evaluation process, teaching aids as well as support and guidance received by the students.

Overall Quality of Library 2018-2019



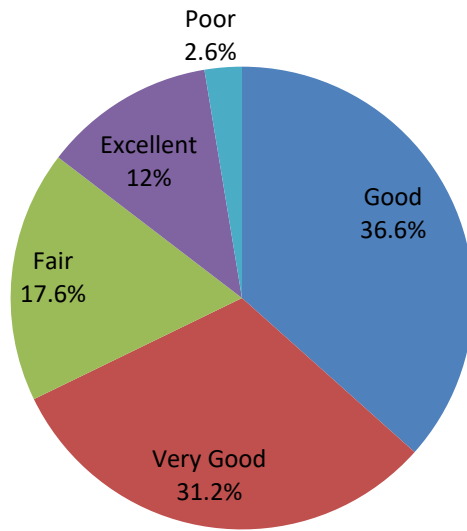
Overall Quality of Library 2019-2020



5 Point Rating Scale	2018-2019	2019-2020
Excellent	15.65%	13.77%
Very Good	34.63%	44.89%
Good	38.26%	27.04%
Fair	9.71%	12.75%
Poor	1.59%	1.53%

Libraries significantly support academic success of students and hence can influence the achievement of goals of institutions of higher education. Students today have increasing access to e-information which necessitates the library of an institution to continuously reposition and reorganize itself physically, functionally and strategically. Keeping this in mind, the questionnaire had a separate segment on the physical and operational features of our college library.

Overall Quality of Computer Laboratories 2018-19



Overall Quality of Computer Laboratories 2019-2020

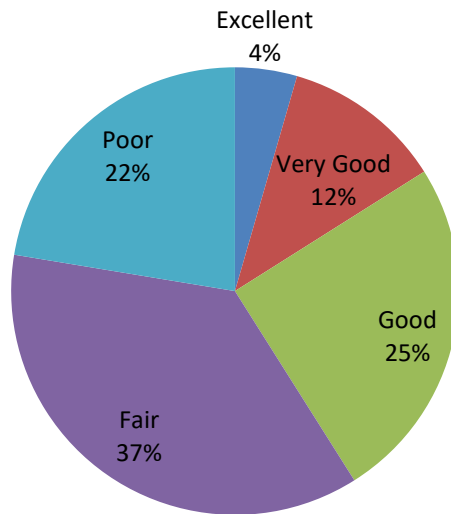


5 Point Rating Scale	2018-2019	2019-2020
Excellent	12%	12.00%
Very Good	31.2%	24.33%
Good	36.6%	27.00%
Fair	17.6%	19.33%
Poor	2.6%	17.33%

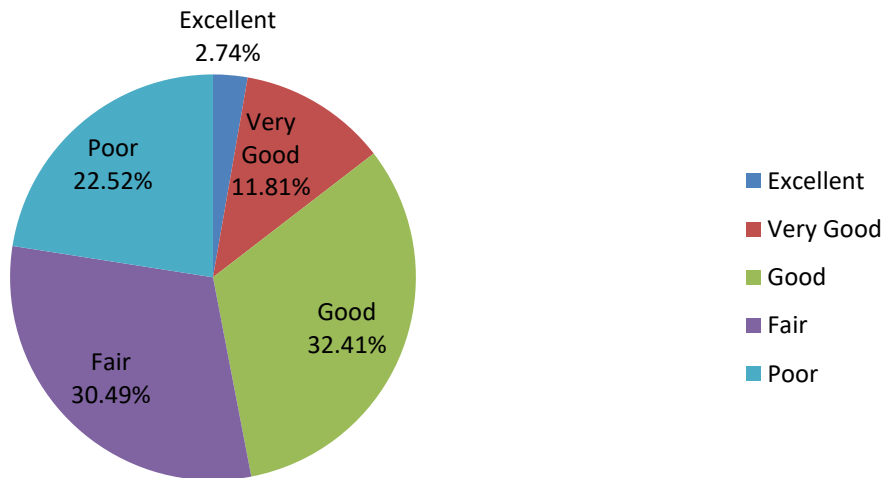
Technological developments are resulting in increased use of Information and Communication Technologies (ICTs) for delivery of education and evaluation of students. Computer and network enabled transfer of knowledge and skill is gaining impetus. Students are expected to have basic computer skills to compete with the changing market needs and hence are frequently motivated to use e-technologies in their academic and extra- curricular activities. In order to do so, students are constantly in need of ICT in college. Thus, an attempt was made to find out the experiences and opinion of the students pertaining to access and use of ICT in the college premises.

Overall quality of the College Canteen 2018-19

■ EXCELLENT ■ VERY GOOD ■ GOOD ■ FAIR ■ POOR



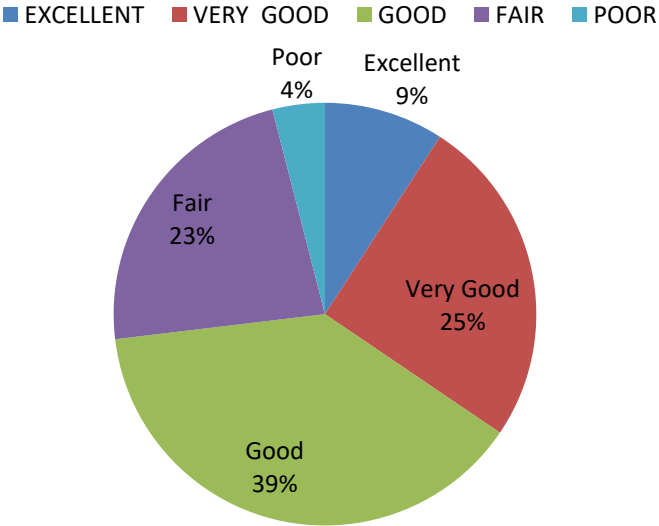
Overall quality of the college canteen 2019-20



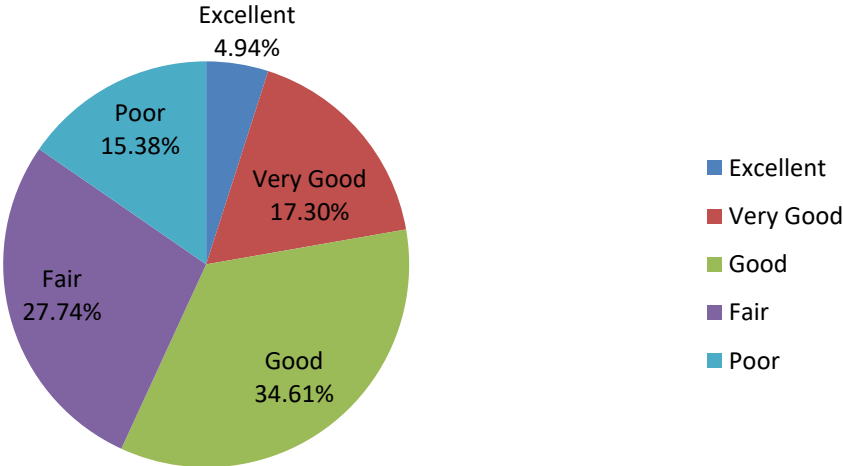
5 Point Rating Scale	2018-2019	2019-2020
Excellent	4%	2.74%
Very Good	12%	11.81%
Good	25%	32.41%
Fair	37%	30.49%
Poor	22%	22.52%

The food served through the canteen, its services and ambience plays a significant role in the college life of every student. Access to safe and wholesome food is the right of every student. Although the canteen contractor is registered with FSSAI and attends workshops related to food safety, it was nevertheless necessary to know whether food of acceptable quality within the means of the students was being provided through the college canteen.

Overall quality of Basic Amenities provided by the College 2018-19



Overall quality of Basic Amenities provided by the college 2019-20



5 Point Rating Scale	2018-2019	2019-2020
Excellent	9%	4.94%
Very Good	25%	17.30%
Good	39%	34.61%
Fair	23%	27.74%
Poor	4%	15.38%

Access to basic amenities such as clean drinking water, washrooms as well as medical facilities can influence academic experience of a student. While it is the joint responsibility of the students and the authorities to keep the campus clean and implement environment friendly methods of garbage disposal, it is primarily the responsibility of the college to ensure access of clean drinking water to the students. Feedback was therefore obtained from the students on availability and accessibility to basic amenities in the college.